

ViconNet, VMDC, WEB Version 8.0 (Build 32)

General Description

Vicon is releasing ViconNet version 8.0 (Build 32) for all ViconNet based systems. This updated version includes new features and several fixes for problems reported from the field and test lab and improves overall system performance and stability. ViconNet 8.0 (Build 32) includes drivers 943.

This version is backwards compatible with ViconNet 4.x, 5.x, 6.x and 7.x. important notes:

1. The installation/upgrade process may take a while (typically 5-8 minutes).
2. There is no separate installation of drivers included in this package.
3. This version is not compatible with Windows XP that was discontinued by Microsoft. For systems running Windows XP you may keep using the latest XP approved ViconNet 7.0.

Vicon Production

The new version of ViconNet will be provided to selected customers as part of a controlled release process and will then be put into mass production (August 17th) to be installed on any system going forward. The software for existing users will be made publicly available online.

Field Installation

The installation of ViconNet 8.0 on former ViconNet versions requires re-licensing of the software! Systems covered by Vicon's software enhancement program will receive the license for free. For systems not covered contact Vicon sales.

Users who wish to update their existing systems (Kollektors, NVRs and Workstations) may download the new installation from the Vicon website (Support - Technical Support - Software Downloads) or order a CD/DVD/USB through the sales channel.

To upgrade from older ViconNet versions, including versions 5.6d and 6.x, use the full installation and follow the installation instructions; it maintains all system settings and configuration (if a lower version is being upgraded, it will require updating to a supported version prior to installing this version).

Users may choose to keep running with their current version if they feel comfortable with it after reading the solved issues list and establishing there are no advantages in this version.

Vicon Release Notes

As before, a system that has version 8.0 installed on any device should upgrade the Nucleus to version 8.0 even if some devices are still running an older version (Nucleus should always run the latest version).

New Features and Operational Changes

Integration of Vicon Express devices

NOTE! This is not supported on the free JUMP version as the Nucleus!

Both the HDExpress NVRs and Express DVRs can now be added to the ViconNet system. These devices are added in the same way any open standard device is added and through a dedicated button and interface. The Express devices do not require a license to be added (similar to Vicon and IQEye cameras).

When added to ViconNet, the Express devices become available on the device tree like any other device and can be viewed live in ViconNet, web viewer and VMDC and recorded on NVRs like any device in the system. In addition, if recording on the Express device itself is done, it is available for playback when asking for "Edge playback" (also see Edge Playback Feature Support).

The screenshot displays the 'Vicon and other vendor open standard camera settings' interface. At the top, it shows the site name 'GUY-WIN8' and IP address '10.10.20.234'. A table lists existing cameras with columns for Camera Name, Camera Vendor, Camera Format, and Camera IP/DNS. On the right, a vertical menu of buttons includes 'Search Vicon Cameras', 'Add Vicon Camera', 'Add Vicon Express Device' (circled in red), 'Add Other vendor camera', 'Edit Camera', 'Delete Camera', and 'Close'. Below the table, the 'Camera Details' section is visible, featuring a 'Vendor' dropdown menu set to 'HD_EXPRESS' (circled in red), a 'Format' dropdown set to 'H.264', and an 'IP' field set to '10.10.20.55'. Other fields include 'Port Number' (80), 'User Name', 'Password', and 'Primary recording site (optional)' (None). A 'Test playback address' button is present next to a text input field containing 'html/playback.htm?no_frame'. At the bottom, 'Save' and 'Undo' buttons are visible.

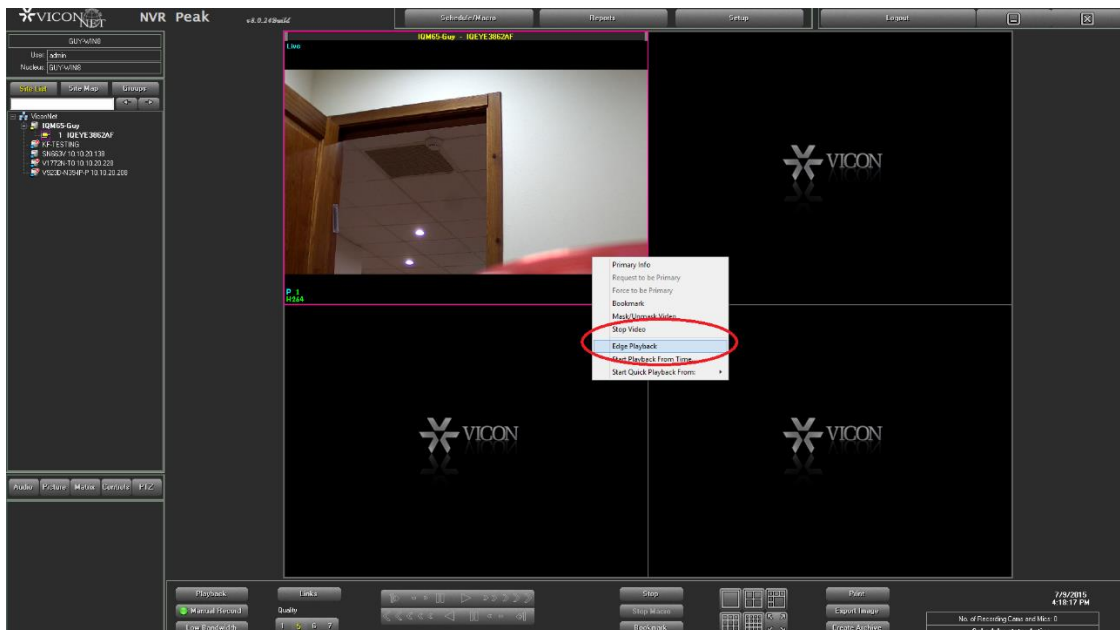
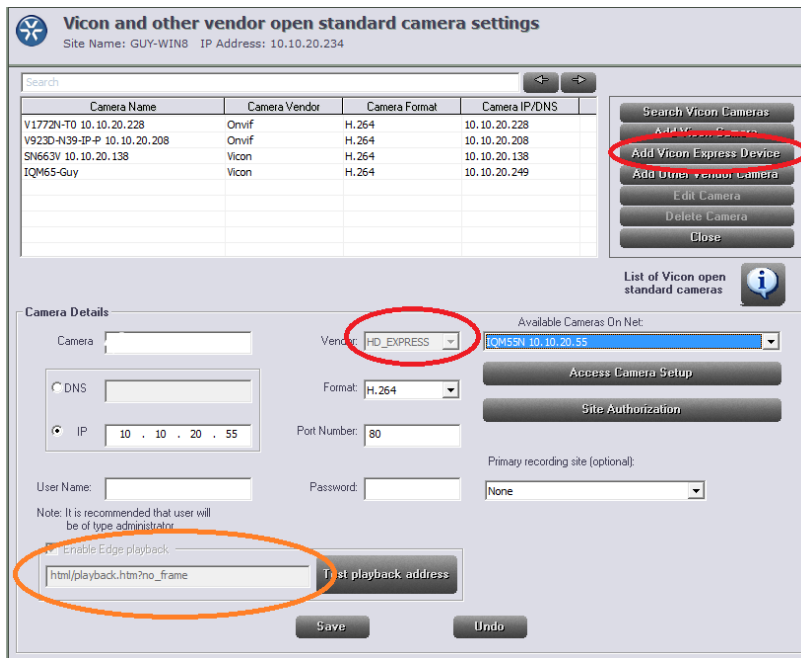
Vicon Release Notes

Access to Edge Playback

For Vicon Express devices and for any other device offering edge recording (such as SD card), a new playback option was added to call up "Edge Playback". This new method brings up the edge device playback interface and plays the video back directly from the device.

For this functionality to work properly one needs to configure the edge playback path when the device is added to the system according to that device's settings. The Vicon Express devices are automatically configured for this functionality as they are added in.

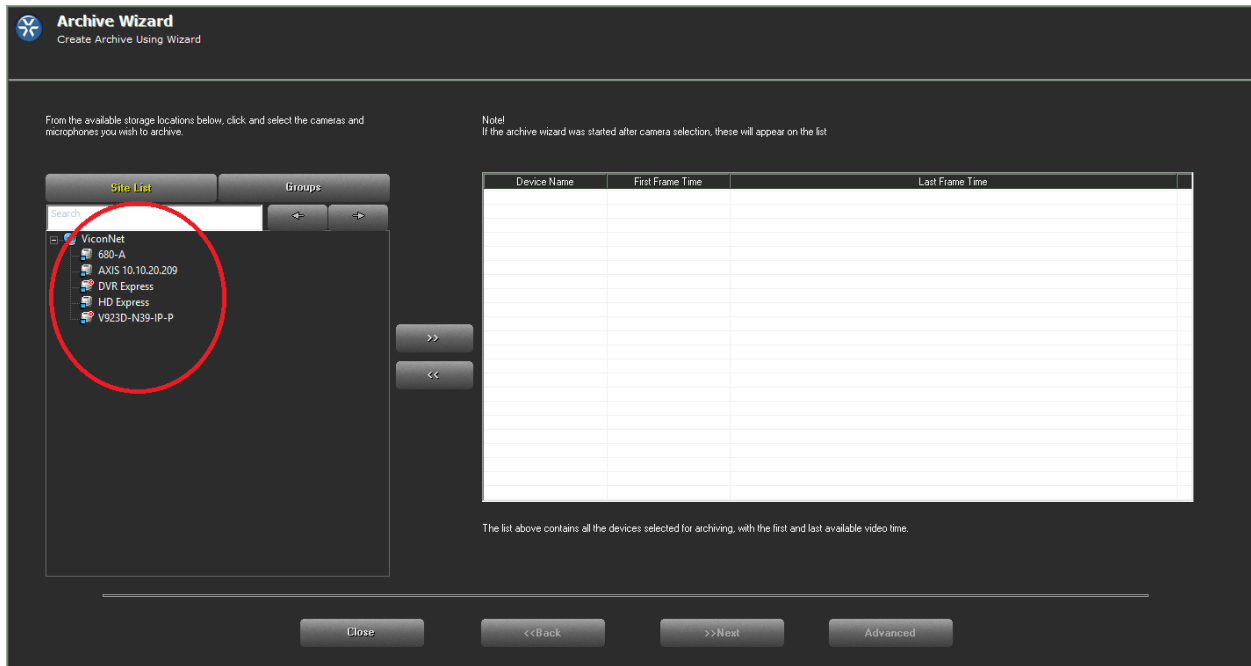
Note, devices can be recording on the edge only, on ViconNet only or on both simultaneously.



Vicon Release Notes

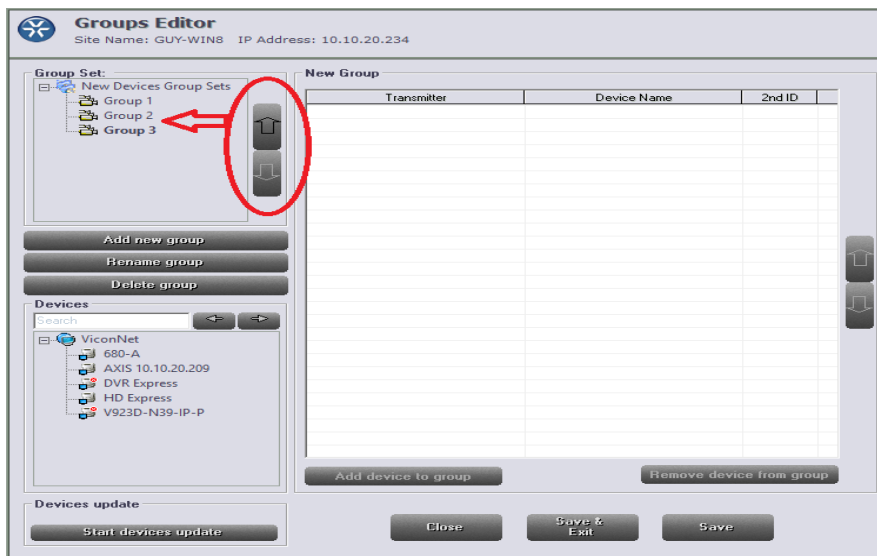
Updated Archive Wizard

The archive wizard user interface was update to offer a quicker and more intuitive process when exporting an archive. This change now allows to start an archive directly by selecting the cameras and eliminates the need to point to a specific database first. The wizard searches all available databases for relevant video and archives from the best match.



Added Sorting Tools in Group Setup

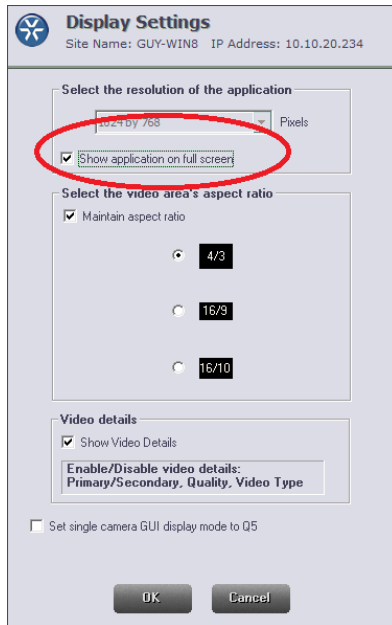
When camera groups are created in the system there is no longer a limitation where any new group is added at the bottom of the list. Sorting buttons were added allowing to move camera groups up and down and arranging the list in any order at any time.



Vicon Release Notes

User Interface Auto-Adjust Functionality

Following the ability to move the ViconNet application between monitors that was added in version 7.1, this feature now allows to decide if the application will automatically fit to the full screen resolution of the monitor or keep its native resolution (set up done in the Display Settings window). By allowing this choice ViconNet provides more flexibility to the different types of users as well as an easy way to switch between different resolution monitor (for example laptop with external monitor).



New Layouts in VMDC

In VMDC this version introduces two new screen layouts, a 6 tile layout similar to the one in ViconNet and a 10 tile layout with two larger tiles.



Vicon Release Notes

New Video Clip Export

The video clip export wizard was updated to allow faster export and better clips. The updated wizard offers export to either M4 format which can play in most players or to a new MKV format that requires VLC player to be played.

The advantage offered in the MKV format is the speed a clip get created and the ability to remove the time stamp if needed (shows as subtitles).



Archive Player Updates

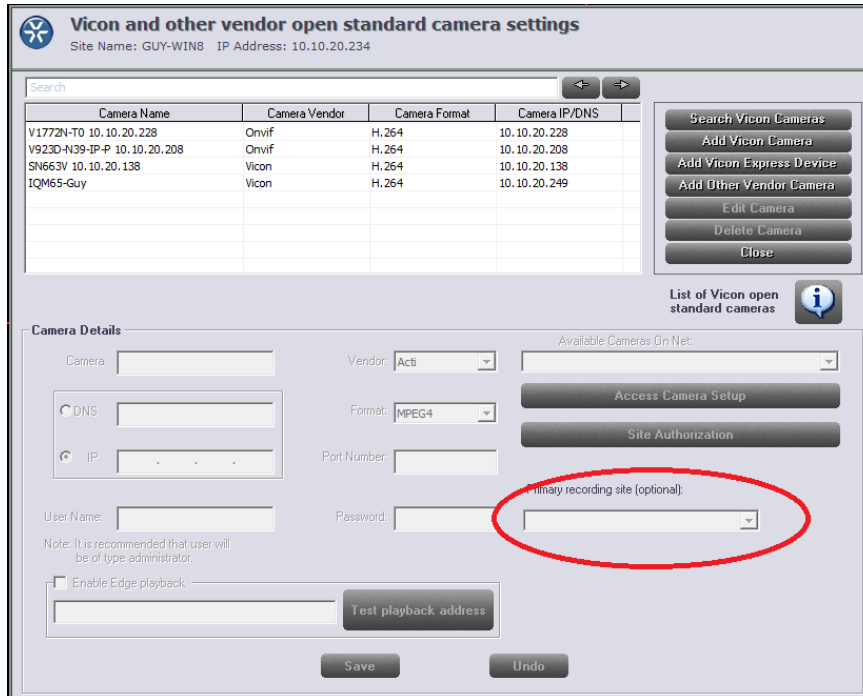
There is no longer a need for a user who wants to playback an archive to have playback authorization for that channel at time of archiving.

Vicon Release Notes

Solved Issues

Playback Failures on Large sites

On sites with many (more than 500), and busy networks trying to perform quick playback might fail due to database search timeout (auto scan for best recording). For such sites, the user can specify the “preferred” playback location and playback will be done from that location, saving the auto search.



Potential Crash with PTZs

Corrects an issue on sites that have multiple PTZs being controlled and some keep dropping off the network, leading to application crashes.

Video Stutter on VMDC with More than 150 Cameras

Improved the control VMDC performance to support more than 150 camera managed through the VMDC. This fix removed a bottle neck in the software.

Keypad PTZ Enhancement

Updated PTZ control to allow diagonal movement (example up and right)

Vicon Release Notes

Known Issues

This version only fixes the issues listed above and is otherwise identical to ViconNet version 7.1.

VMDC macro with more than 100 cameras fails

VMDC macro that contains more than 100 cameras in it will not run. This is simple to work around by splitting cameras into several macros.

Mask/Unmask on paused image

When video is played back and paused, an attempt to mask or unmask the image (based on the central masking feature) will not change the mask. The work around is to click on the next or previous frame buttons to refresh the image.



AVI clip playback on latest VLC

An AVI clip that is created from ViconNet does not display well on VLC media player version 2.0.X (it will play well on Microsoft media player).

Arecont cameras do not work in Multicast

Using Arecont cameras in Multicast mode does not work at this time.

Microphone icon on map

An activated microphone does not **bold** the icon on the map.

Export authorization to different product causes an error

Attempting to export user authorization from a V910 PoE camera to an H.264 encoder or HD PTZ will cause a crash. One should export authorization only to similar devices to avoid this at this time.

Web viewer video and audio simultaneous playback

Playing back audio and video simultaneously on the web viewer fails to sync, but each can be played back separately.

Picture setting changes to default

If the primary user of a camera from a Kollektor or encoder stops using the camera after making changes to its picture settings (such as brightness, color etc.), the picture changes back to default even when someone else is watching them. If necessary, save as default settings can be used to maintain the changes.

Vicon Release Notes

V960 audio and video sync playback

When playing back a recording on ViconNet from a V960 camera with both video and audio in sync, the audio sometimes distorts; this does not harm the recording itself.

Wrong error message on controls screen

If a user tries to setup a control and selects a port already being used, the work error message that displays is "This screen has been idle for a long..."

High motion video export to MPEG-4

If an H.264 high motion video is exported to an MPEG-4 clip, pixilation appears in the clip. Use Xvid to avoid this.

V960 JPEG export issues

When attempting to export an image or a clip from a recording that was done in JPEG format from a V960 camera, the export fails frequently.

Wrong message for non-authorized 3rd party camera

If a 3rd party camera (or a Vicon open-standard camera) is not authorized for a certain user, the message when attempting to view it is "site not available" instead of "not authorized."

Museum search looks like it doesn't stop

When performing Museum Search for an episode, there is no message when the search ends and it looks like the search is frozen. Pressing the "stop search" button clears the issue.

Multiple disconnects of Arecont/Sony cameras will cause NVR to crash

If an Arecont or Sony camera being recorded by NVR is repeatedly disconnecting and reconnecting to the network, the NVR might crash.

Playback control UI error

If a camera is played back and the user presses the x50 FF and then Pauses, the playback won't pause and playback buttons' functionality is broken (each button activates the one next to it).

Mobotix MXpeg Thumbnail

When using Mobotix cameras with their proprietary MXpeg format, thumbnail search will show blank images.

IQEye 12MP camera video delay

When using the new IQEye 12MP cameras, a delay is accumulated in display. This is under investigation.

Availability

The ViconNet 8.0 (Build 32) software is released to production on August 17th 2015.